


FACE SHIELD INFO



- Made from PET plastic
- Anti-Fog
- Durable and Lightweight
- Disposable/Recyclable* or Reusable *

* Recyclability is dependent on city. Please contact local recycler for info. When reusing, please disinfect properly

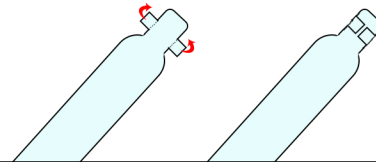
PLEASE NOTE

- This product has not been FDA cleared or approved.
- This product has been authorized by the FDA under an Emergency Use Authorization for use by healthcare providers as PPE.
- This product is only authorized for the duration of the declaration that circumstances justifying the authorization of emergency use under Section 564(b)(1) of the Act, 21 USC 360bbb-3(b)(1) unless the authorization is terminated or revoked sooner.
- This product is not intended for use in presence of high intensity light sources or flammable gas.
- The use of this face shield alone will not prevent infection from viruses
- This product is not sterilized

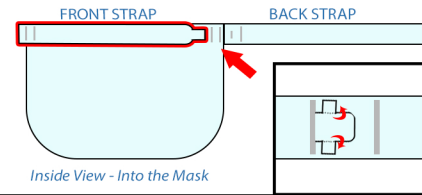
ASSEMBLY INSTRUCTIONS

STEP 1

Fold in Lock Notches on the front strap. The front strap is the shorter strap and is on the left if looking into the mask.



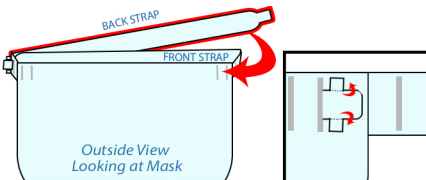
Slide in the strap (with folded notches) into the slit on the back strap. Unfold notches to lock in place



Inside View - Into the Mask

STEP 2

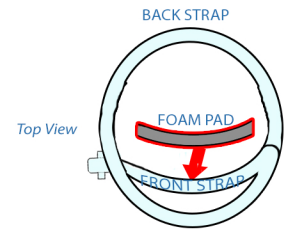
Fold in lock notches on the back strap and slide the strap into the slits on the front strap. Unfold notches to lock in place



Outside View Looking at Mask

STEP 3

Remove the adhesive from the foam pad and place on the inside of the Front Strap



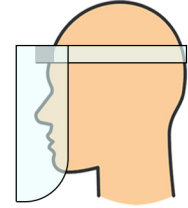
Top View

STEP 4

Slide the mask over your head and face. The front strap/foam pad will rest on your forehead while the back strap secures the back of your head



Profile View



FACE SHIELD SPECIFICATIONS

PRODUCT	ITEM NUMBER	DESCRIPTION	DIMENSIONS	CASE PACK	CASE WEIGHT	CASES/PALLET
	10X11FSHLD-SB	Face Shield	37" x 10"	100 Bulk	12 lbs.	108